


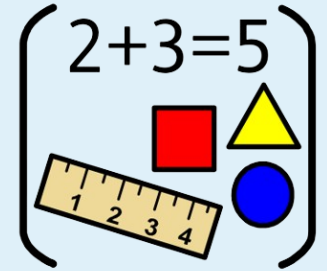


Reception

Term: Autumn 2 —2024



**“Our community, growing
and learning together with Christ”**



Literacy

Word Reading:

Children are taught their Set 1 sounds— see last page.

Comprehension:

Anticipate key events in a story.


Retell a familiar story with some exact repetition of language but also use some of their own words.

Writing:

Form recognisable lower case and some capital letters correctly.

Write own first name.

Write labels and captions using “sounding out” and writing the letters for the sounds they can hear.



We shall use these books to explore and apply these skills.

Numeracy

Number: Subitising Quantities to 5

Subitising 1-5 gradually.

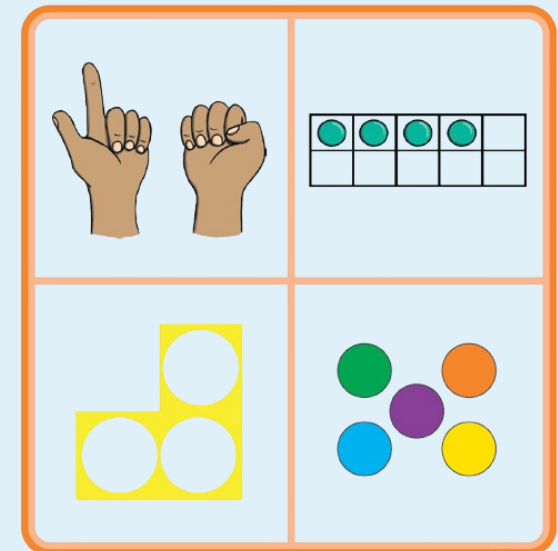
Introducing Tens Frames.

Non-Number:

Spatial Reasoning

2D Shapes

Shape Puzzles





Reception

Term: Autumn 2 —2024



Communication & Language

Listening, attention and

Understanding: To engage in story times, joining in with repeated phrases and actions.

Begin to understand how and why questions. Respond to instructions with more than one step.

Speaking: To answer questions in front of whole class. To use new vocabulary throughout the day.

Physical Development

Fine Motor Skills:

Pencil pick up song/ Pencil checks song — steps 1 - 2

Monkey smile targets — shapes, letters.

Gross Motor Skills:

??

Personal, Social, Emotional Development

Me, My Body, My Health:

Children meet the story book characters of Freddy Teddy, Mollie the Cat and Billy Bird who will reappear throughout this scheme of work. Children will learn about their uniqueness in real terms, including celebrating differences and individual gifts, talents and abilities. They will learn about looking after and using their God-given bodies and develop their vocabulary around this topic.

Understanding the World

Science: Animals including Humans.

Begin to realise that humans are a type of animal that has the same needs as other animals.

Think about the importance of exercise, food and health care for all animals.

History: Family History

How have I changed since I was a baby?

Expressive Arts & Design

Music: Musical Stories.

Singing focus: sing in a group or on their own, increasingly matching the pitch and following a melody. Posture.

Art: Marvellous Marks

Exploring mark making through different drawing materials. Beginning to draw from observation using faces and self-portraits as a stimulus.

P.E. Lessons

Ball Skills: Hands

- Explore pushing
- Explore rolling
- Explore bouncing
- Explore bouncing into space
- Combine pushing and rolling
- Combine rolling, pushing and bouncing.

Celebrations & Traditions

Bonfire Night— 5th November

Remembrance Day— 11th November

Anti-Bullying Week— 11th— 15th Nov

Christmas Jumper Day— 12th Dec

Wider Experience

Nursery Rhyme Week

Road Safety Week

Parent Workshop— Reading/Blending

Polar Express Day

Christmas Pop Up Play experience

Nativity Performance

Advent Services/Prayers

Panto— Jack and the Beanstalk



Reception

Term: Autumn 2 —2024



Learning to Read and Write:

As a School we use **Read Write Inc.** as a programme of study for the teaching of early reading and writing.



This half term we shall introduce your children to Fred the Frog and lots of the tools to help children learn to read and write.



Your child will learn to read in a very simple way:

1. Read letters by their 'sounds'
2. Blend these sounds into words
3. Read the words in a story.

More information will be shared with you soon about supporting your child with reading and writing. Keep watch for presentations, booklets and workshops in the future. However, if you are eager to learn more, check out the following website: <https://www.ruthmiskin.com/parents/>

First, your child will learn to read:

Set 1 Speed Sounds
(in this order):

These are sounds written
with one letter:

m a s d t i n p g o c k
u b f e l h r j v
y w z x

Watch the '**How to Say
Sounds**' video online.

Once your child knows at least the first 5 sounds, they will learn words containing these sounds, by sound-blending:

m—a—t mat,
c—a—t cat,
g—o—t got,
f—i—sh fish,
s—p—o—t spot,
b—e—s—t best.

Later your child will learn sounds written with two letters:

Your child will call these
'special friends'

sh th ch
qu ng nk ck

As soon as your child can orally blend, they will start to read appropriate books:

Blending Books and Red,
Green and Purple
Storybooks.